



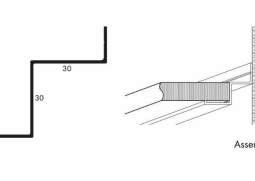



FINISHING TYPE:	IMAGE	DESCRIPTION	LOCATION
FLOOR SCREEDS		MINIMUM 30mm THICK CLASS 2 (3:1) SAND:CEMENT SCREED ONTO RC SURFACE BED, WOOD-FLOATED TO A LEVEL SURFACE TO RECEIVE TILING FINISH. ALL TO COMPLY WITH APPLICABLE SANS CODES.	GUARD ROOM BATHROOM
INTERNAL WALL PLASTER		MINIMUM 25mm THICK (4.5:1) SAND:CEMENT PLASTER ONTO INTERNAL PLASTER BRICK WALLS. WOOD-FLOATED TO A LEVEL SURFACE TO RECEIVE TILING FINISH AND STEEL TROWELLED WHERE REQUIRED FOR PAINTING. ALL TO COMPLY WITH APPLICABLE SANS CODES.	GUARD ROOM BATHROOM
INTERNAL WALL BAGGED PLASTER		MASONRY PLASTER FINISH ONTO INTERNAL PLASTER BRICK WALLS: 1:2 SAND:CEMENT 'BAG WASH' PLASTER SLURRY APPLIED ONTO WETTED MASONRY WALLS WITH A WETTED WHITE-WASH BRUSH.	SERVICE COURTYARD
INTERNAL WALL PAINT		PLASCON VELVAGLO WATER-BASED (COLOUR: MANDARIN TUSK) TO INTERIOR NEW CEMENT PLASTER. SURFACE TO BE DRY, SOUND AND CLEAN AND CURED FOR A MINIMUM OF 14 DAYS, WITH A MOISTURE CONTENT MEASURED WITH A DOSER HYGROMETER (OR EQUIVALENT), OF BD 2 SCALE, - 8% OR LESS, PRIME WITH ONE COAT PLASCON PLASTER PRIMER (UC56) WITH AN OVERCOATING TIME OF 16 HOURS AND FINISH WITH TWO COATS VELVAGLO WATER-BASED (VLW) WITH 4 HOURS DRYING TIME BETWEEN COATS. ALL AS SPECIFIED, OR SIMILAR APPROVED BY ARCHITECT.	GUARD ROOM (ALL INTERNAL WALLS) BATHROOM (AS INDICATED ON BATHROOM DETAIL ELEVATIONS)
FLOOR TILES		LIMEGREEN (FACTORY: LGSS EXCLUSIVE) 450 X 900mm TERRA EARTH FULL-BODIED PORCELAIN TILES (COLOUR: LIGHT GREY, FINISH: MATT), BEDDED ONTO TILE CEMENT. ALL APPLIED / INSTALLED AS PER MANUFACTURERS' INSTRUCTIONS. JOINT WIDTHS: 3 - 4mm (MAX).	GUARD ROOM BATHROOM
WALL TILES		LIMEGREEN (FACTORY: LGSS EXCLUSIVE) 450 X 900mm TERRA EARTH FULL-BODIED PORCELAIN TILES (COLOUR: DARK GREY, FINISH: LAPPATO), BEDDED ONTO TILE CEMENT. ALL APPLIED / INSTALLED AS PER MANUFACTURERS' INSTRUCTIONS. JOINT WIDTHS: 3 - 4mm (MAX).	BATHROOM (AS INDICATED ON BATHROOM DETAIL ELEVATIONS)
TILING GROUT		TAL WALL & FLOOR GROUT, PREPARED AND APPLIED AS PER MANUFACTURER'S INSTRUCTIONS. TAL BOND TO BE MIXED IN INSTEAD OF WATER (FOLLOW MANUFACTURER'S INSTRUCTIONS). FLOOR GROUT COLOUR: LIGHT GREY, WALL GROUT COLOUR: DARK GREY. ALL AS SPECIFIED, OR SIMILAR APPROVED BY ARCHITECT.	GUARD ROOM BATHROOM
TILING TRIMS		GENESIS INTERIOR STAINLESS STEEL SQUARE EDGE TRIM IN STAINLESS STEEL (CODE: EQS100.84), SIZE 28 X 10MM X 2,5M LONG, ON TILING EDGES AS SHOWN ON BATHROOM DETAIL ELEVATIONS, SECURELY BEDDED IN ADHESIVE. AS SPECIFIED, OR SIMILAR APPROVED BY ARCHITECT.	GUARD ROOM BATHROOM
INTERNAL SILLS		LIMEGREEN (FACTORY: LGSS EXCLUSIVE) TERRA EARTH FULL-BODIED PORCELAIN TILES (COLOUR: DARK GREY, FINISH: LAPPATO), BEDDED ONTO TILE CEMENT ONTO SILLS AS SHOWN ON GLAZING DETAIL SHEETS. ALL APPLIED / INSTALLED AS PER MANUFACTURERS' INSTRUCTIONS. 450 X 900mm TILES TO BE CUT ALONG 900mm LENGTHS TO SUIT WIDTHS ON DETAILS AS REFERRED TO ABOVE, TO ACHIEVE 10mm OVERHANG FROM FINISHED WALL SURFACES. CUT EDGES TO BE NEAT AND TO ARCHITECT'S APPROVAL.	GUARDROOM
TILE SKIRTINGS		100MM HIGH CUT LIMEGREEN (FACTORY: LGSS EXCLUSIVE) TERRA EARTH FULL-BODIED PORCELAIN TILES (COLOUR: DARK GREY, FINISH: LAPPATO), BEDDED ONTO TILE CEMENT ONTO WALLS AS SHOWN ON BATHROOM DETAIL ELEVATIONS. ALL APPLIED / INSTALLED AS PER MANUFACTURERS' INSTRUCTIONS. JOINT WIDTHS: 3 - 4mm (MAX). 450 X 900mm TILES TO BE CUT TO ENSURE THAT ALL SKIRTING JOINT LINES ALIGN WITH FLOOR JOINT LINES. CUT EDGES TO BE NEAT AND TO ARCHITECT'S APPROVAL.	GUARD ROOM BATHROOM
CEILING		30mm THICK ISOBOARD SUSPENDED CEILING WITH CONCEALED FIXINGS. SMOOTH SIDE OF ISOBOARD TO UNDERSIDE. JOINTS TO BE FILLED WITH PAINTABLE SEALANT TO ACHIEVE A JOINTLESS FINISH (APART FROM REMOVABLE PANEL AS SHOWN ON CEILING DRAWINGS). AS SPECIFIED, OR SIMILAR APPROVED BY ARCHITECT. CEILING TO BE PAINTED WITH WALL PAINT AS SPECIFIED FOR WALLS - COLOUR: WHITE.	GUARD ROOM BATHROOM
CEILING CORNICE		SIGMA 30 x 30 SATIN WHITE EPOXY-COATED ALUMINIUM LAY-IN SHADOW LINE TRIM. INSTALLED TO MANUFACTURER'S INSTRUCTIONS. AS SPECIFIED, OR SIMILAR APPROVED BY ARCHITECT.	GUARD ROOM BATHROOM
COUNTER TOPS		CUSTOM-MADE (SIZES AS INDICATED ON JOINERY DRAWINGS) PG BISON 32MM THICK FORMICA LIFESEAL WORKTOPS IN RAVEN SLATE TEXTURED WITH 3MM RADIUS ON 1 LONG EDGE, MANUFACTURED IN ACCORDANCE WITH SANS ISO 4596:1995 AND, CONSTRUCTED USING 600MM WIDE BOARDS IN ACCORDANCE WITH THE DRAWINGS. WORKTOP TO BE MOUNTED ONTO SUBSTRUCTURE AS SHOWN ON DETAIL DRAWINGS (BY JOINERY SPECIALIST). AS SPECIFIED, OR SIMILAR APPROVED BY ARCHITECT. ALL AS-BUILT MEASUREMENTS TO BE CONFIRMED ON SITE PRIOR TO MANUFACTURING AND INSTALLATION.	GUARD ROOM
DOOR LEAF PAINT		PLASCON VELVAGLO WATER-BASED (COLOUR: BOVINE) TO INTERIOR NEW HARDBOARD. SURFACE TO BE DRY, SOUND AND FREE OF DIRT AND LOOSE PARTICLES. WIPE DOWN WITH A DAMP CLOTH AND ALLOW TO DRY COMPLETELY. PRIME WITH ONE COAT PLASCON PLASTER PRIMER (UC56) WITH AN OVERCOATING TIME OF 16 HOURS AND FINISH WITH TWO COATS VELVAGLO WATER-BASED (VLW) WITH 4 HOURS DRYING TIME BETWEEN COATS. ALL AS SPECIFIED, OR SIMILAR APPROVED BY ARCHITECT.	GUARD ROOM / BATHROOM / SERVICE COURTYARD
DOOR FRAME PAINT		PLASCON SUPER UNIVERSAL ENAMEL (COLOUR: BOVINE) TO INTERIOR NEW MILD STEEL. SURFACE TO BE CLEAN, DRY AND FREE OF RUST AND MILLSALE. REMOVE SURFACE CONTAMINANTS USING METALCARE AQUASOLV DEGREASER (GR 1) WITH BRISTLE BRUSH OR BRILLO PADS. RINSE THOROUGHLY WITH TAP WATER UNTIL SURFACE IS WATER BREAK-FREE. AFTER DEGREASING, SAND OFF RUST TO BRIGHT METAL WITH COARSE EMERY PAPER OR SCRAPE AND WIRE BRUSH TO ISO 8501 - 01: 1988 - ST3 TO ATTAIN BRIGHT METAL. ALTERNATIVELY REMOVE MILLSALE AND RUST BY ABRASIVE BLAST CLEANING TO ISO 8501 - 01: 1988 - SA2½ REMOVE DUST BY VACUUM CLEANING. PRIME WITH ONE COAT METALCARE MILD STEEL PRIMER (UC501) WITH AN OVERCOATING TIME OF 16 HOURS AND FINISH WITH TWO COATS SUPER UNIVERSAL ENAMEL (NY 1) WITH 16 HOURS DRYING TIME BETWEEN COATS. ALL AS SPECIFIED, OR SIMILAR APPROVED BY ARCHITECT.	GUARD ROOM / BATHROOM / SERVICE COURTYARD

DISCLAIMER: IMAGES FOR REFERENCE PURPOSES ONLY

655.01_FINISHING SCHEDULE

1 : 20

GENERAL NOTES:

All work is to be done in accordance with the National Building Regulations.
All materials and workmanship are to comply with the relevant S.A.B.S. codes and or the specified international codes where applicable in the Architectural specifications. Where relevant South African National Standards, BS codes of practice, or Agreement Certificates applicable to the design exists, the recommendations and requirements of such documents to be considered a minimum standard for the works.
The contractor shall in all aspects of the works comply with the provisions of the Occupational Health and Safety Act, 1993 (Act No 85 of 1993) and any regulations promulgated in terms of that Act or the Factories Machinery and Building Works Act of 1941.

The contractor shall set up, document and maintain a quality assurance and quality control system, in accordance with SANS 9001/ISO 9001, able to be checked to the satisfaction of the Architect, that all materials and workmanship, whatever their sources, meet the requirements of the Specification. Should the Contractor or any of his sub-contractors be certified to the SANS 9000 family of standards then monitor these works accordingly.

This drawing must be read in conjunction with all the relevant drawings, schedules and specifications and all other consultants related to the project.
All portions of the works related to any service or consultant's information is to be done in accordance with the National Building Regulations.
This drawing is not to be scaled. Figured dimensions to be used. All dimensions are in millimeters unless otherwise stated.

All dimensions and levels must be checked on site by the contractor before putting work in hand.
All work to be executed by competent persons qualified for the specific trade.

REVISIONS

REV	DATE	DESCRIPTION	BY
1	TBC	ISSUED FOR TENDER	TBC

CONSULTANT:



ADI
(PTY) LTD
BLOCK A 26 VICTORIA LINK
ROUTE 21 CORPORATE PARK, IRENE,
CENTURION
0062, PRETORIA
T: 086 167 6646 E: adi@adengineering.co.za W: www.adengineering.co.za

CLIENT

TOURISM KWAZULU NATAL



South Africa
KWAZULU-NATAL
Zulu Kingdom. Exceptional!

PROJECT:

NELSON MANDELA CAPTURE SITE



PROJECT STATUS:

TENDER

APPROVED

THE MASTER HELD AT ADI INVESTMENT (PTY) LTD. SACAP NO: BEARS THE ORIGINAL SIGNATURE OF APPROVAL

SIGNATURE: NAME: DATE:

DRAWING TITLE:

GATEHOUSE FINISHING SCHEDULE

DRAWING UNITS: MILLIMETER

DATE	SCALE	DESIGNED BY
30/03/2021	1 : 20	CIL

CHECKED BY	DRAWN BY	APPROVED BY
AC	AC	CIL

DRAWING NO	REV
P.1808- ARC-655-01	1

File Path

C:\Users\Adele\OneDrive\Documents\655.01_DOCUMENTATION & PROCUREMENT\4.4_WORKING DRAWINGS & SPECIFICATIONS\4.4.2021\1808-ARC-655_GATEHOUSE_TL1.dwg