





FITTING TYPE:	IMAGE	DESCRIPTION	LOCATION	QUANTITY
WASH HAND BASIN		VAAL SANITARYWARE DAISY VITREOUS CHINA WALL HUNG BASIN COLOUR WHITE (CODE: 700803WH), OVERALL SIZE 510 X 400 X 170MM WITH ONE TAPHOLE INCLUDING INTEGRATED OVERFLOW AND CHAINSTAY HOLE AND CHROME PLATED BASIN WASTE (CODE: 8794Z000), BOLTED TO WALL WITH 2NO.10MM BOLTS (CODE: 8448Z000) AND SEALED WITH SILICONE SEALANT WHERE BASIN MEETS WALL. AS SPECIFIED, OR SIMILAR APPROVED BY ARCHITECT.	BATHROOM	1
BASIN MIXER		HANSGRÖHE DECOR CHROME 70 COOLSTART SINGLE LEVER BASIN MIXER (CODE: 31539223) WITH A MAXIMUM FLOW RATE OF 5L/MIN. FITTED IN ACCORDANCE WITH THE MANUFACTURER'S RECOMMENDATIONS. AS SPECIFIED, OR SIMILAR APPROVED BY ARCHITECT.	BATHROOM	1
BASIN TRAP		COBRA WATERTECH 32MM CHROME PLATED BOTTLE TRAP (CODE: 340) WITH 75MM DEEP RE-SEAL, ADJUSTABLE TELESCOPIC PIPE AND 32MM OUTLET. AS SPECIFIED, OR SIMILAR APPROVED BY ARCHITECT.	BATHROOM	1
SHUT OFF VALVES		COBRA (OR SIMILAR APPROVED) ISOLATING BALL VALVES TO BE INSTALLED. THIS IS TO BE PLACED EXTERNALLY (ACCESSIBLE AT ALL TIMES, BUT IN LEAST VISIBLE LOCATION - TO BE APPROVED BY ARCHITECT) AT THE WATER SUPPLY POINT TO BATHROOM FACILITY.	EXTERNAL	MIN 1
WATER CLOSET		VAAL SANITARYWARE URBAN COMPACT CC VITREOUS CHINA CLOSE COUPLED SUITE COLOUR WHITE (CODE: 772562WH), OVERALL SIZE 608 X 358 X 806MM HIGH WITH THERMOSET SOFT-CLOSE SEAT (CODE: 8535Z0), COMPRISING 90° OUTLET CLOSED RIM WASHDOWN PAN (CODE: 772500WH) WITH MATCHING 6 LITRE CISTERN TOP DUAL FLUSH CISTERN INCLUDING FITMENTS. AS SPECIFIED, OR SIMILAR APPROVED BY ARCHITECT.	BATHROOM	1
SOAP DISPENSER		FRANKE EXOS618X 1,2MM THICK SATIN FINISHED STAINLESS STEEL SOAP DISPENSER (CODE: 2120163), SIZE 120 X 120 X 326MM DEEP, PLUGGED AND SCREWED TO THE WALL WITH STAINLESS STEEL SCREWS. AS SPECIFIED, OR SIMILAR APPROVED BY ARCHITECT.	BATHROOM	1
WASTE BIN		FRANKE EXOS605X 1,2MM THICK SATIN FINISHED STAINLESS STEEL WASTE BIN (CODE: 2120157), SIZE 300 X 250 X 573MM DEEP. AS SPECIFIED, OR SIMILAR APPROVED BY ARCHITECT.	BATHROOM	1
HANDS FREE DRYER		FRANKE JETSTREAM AIRTRONIC 1,2MM THICK BRUSHED FINISH AUTOMATIC HANDS-FREE WARM AIR HAND DRYER (CODE: 2500002), SIZE 245 X 140 X 167MM HIGH, PLUGGED AND SCREWED TO THE WALL WITH STAINLESS STEEL SCREWS. AS SPECIFIED, OR SIMILAR APPROVED BY ARCHITECT.	BATHROOM	1
TOILET ROLL HOLDER		FRANKE EXOS676X 1,2MM THICK SATIN FINISHED STAINLESS STEEL DOUBLE TOILET ROLL DISPENSER (CODE: 2120176), SIZE 280 X 193 X 147MM DEEP, PLUGGED AND SCREWED TO THE WALL WITH STAINLESS STEEL SCREWS. AS SPECIFIED, OR SIMILAR APPROVED BY ARCHITECT.	BATHROOM	1
MIRROR		600mm WIDE x 1200mm HIGH MIRROR WITH BEVELLED FRONT FACE PERIMETER, MOUNTED ONTO PLASTERED & PAINTED WALL SURFACE WITH DURABLE AND STRONG DOUBLE SIDED TAPE, FLUSH WITH WALL TILING.	BATHROOM	1
TOWEL HOOK (FITTED BEHIND DOOR - AS ALSO DOCUMENTED ON DOOR SCHEDULE)		UNION STAINLESS STEEL HAT, COAT AND ROBE HOOK (CODE: 8025SS) WITH STAINLESS STEEL FINISH. AS SPECIFIED, OR SIMILAR APPROVED BY ARCHITECT.	BATHROOM	1
LOCKER		GREENFIELD EPOXY-COATED STEEL DOUBLE-DOOR LOCKER (GB002) IN GREY BODY AND DOOR COLOUR, 300MM WIDE X 450MM DEEP, WITH LOCK TYPE CODE L1 (HASP & STAPLE). AS SPECIFIED, OR SIMILAR APPROVED BY ARCHITECT.	BATHROOM	1

DISCLAIMER: IMAGES FOR REFERENCE PURPOSES ONLY

635.01_SANITARYWARE SCHEDULE

1 : 20

GENERAL NOTES:

All work is to be done in accordance with the National Building Regulations.
All materials and workmanship are to comply with the relevant S.A.B.S. codes and or the specified international codes where applicable in the Architectural specifications. Where relevant South African National Standards, BS codes of practice, or Agreement Certificates applicable to the design exists, the recommendations and requirements of such documents to be considered a minimum standard for the works.
The contractor shall in all aspects of the works comply with the provisions of the Occupational Health and Safety Act, 1993 (Act No 85 of 1993) and any regulations promulgated in terms of that Act or the Factories Machinery and Building Works Act of 1941.
The contractor shall set up, document and maintain a quality assurance and quality control system, in accordance with SANS 9001/ISO 9001, able to be checked to the satisfaction of the Architect, that all materials and workmanship, whatever their source, meet the requirements of the Specification. Should the Contractor or any of his sub-contractors be certified to the SANS 9000 family of standards then monitor these works accordingly.
This drawing must be read in conjunction with all the relevant drawings, schedules and specifications and all other consultants related to the project.
All portions of the works related to any service or consultant's information is to be done in accordance with the National Building Regulations.
This drawing is not to be scaled. Figured dimensions to be used. All dimensions are in millimeters unless otherwise stated.
All dimensions and levels must be checked on site by the contractor before putting work in hand.
All work to be executed by competent persons qualified for the specific trade.

REVISIONS

REV	DATE	DESCRIPTION	BY
1	TBC	ISSUED FOR TENDER	TBC

CONSULTANT:



ADI
(PTY) LTD
BLOCK A 26 VICTORIA LINK
ROUTE 21 CORPORATE PARK, IRENE,
CENTURION
0062, PRETORIA
T: 086 167 6646 E: adi@adiengineering.co.za W: www.adiengineering.co.za

CLIENT

TOURISM KWAZULU NATAL



South Africa
KWAZULU-NATAL
Zulu Kingdom. Exceptional!

PROJECT:

**NELSON MANDELA
CAPTURE SITE**



PROJECT STATUS:

TENDER

APPROVED

THE MASTER HELD AT ADI INVESTMENT (PTY) LTD. SACAP NO:
BEARS THE ORIGINAL SIGNATURE OF APPROVAL

SIGNATURE: NAME: DATE:

DRAWING TITLE:

GATEHOUSE SANITARYWARE SCHEDULE

DRAWING UNITS: MILLIMETER

DATE	SCALE	DESIGNED BY
30/03/2021	1 : 20	CJL

CHECKED BY	DRAWN BY	APPROVED BY
CJL	AC	CJL

DRAWING NO	REV
P.1808- ARC-635-01	1

File Path

C:\Users\Adele\OneDrive\Documents\635.01_SANITARYWARE SCHEDULE\635.01_SANITARYWARE SCHEDULE.dwg